

Scaled data based on original data using
LM-79-2019 Approved Method: Electrical and Photometric Measurements of Solid-
State Lighting Products

Test Report Prepared for
Cooper Lighting Solutions

Brand: STREETWORKS

Report Number: P387078

Luminaire Tested: GAW-SA2D-750-U-5MQ

Issue Date: 3/3/2020

Test Information

Test Method: LM-79-2019
Report Number: P387078
TEST IS SCALED FROM IESNA LM-79-08 TEST DATA (G2-1903-205-6)
Test Lab: INNOVATION CENTER
Issue Date: 3/3/2020
Manufacturer: COOPER LIGHTING SOLUTIONS
Product Line: STREETWORKS
Catalog Number: GAW-SA2D-750-U-5MQ
Description: GALLEON WALL LUMINAIRE
(2) 70 CRI, 5000K, 1200mA LIGHTSQUARES WITH 16 LEDS EACH AND TYPE V MEDIUM OPTICS
Light Source: -
Ballast/Driver: ELECTRONIC DRIVER

Summary

Lumens per Lamp: N/A
Luminaire Lumens: 17010 lumens
Efficiency: N/A
Efficacy: 131.9 lumens/watt
Luminous Opening: Rectangular (W 1' x L: 0.5' x H: 0')
IES Classification: Type V - Short
BUG Rating: B4 - U0 - G2

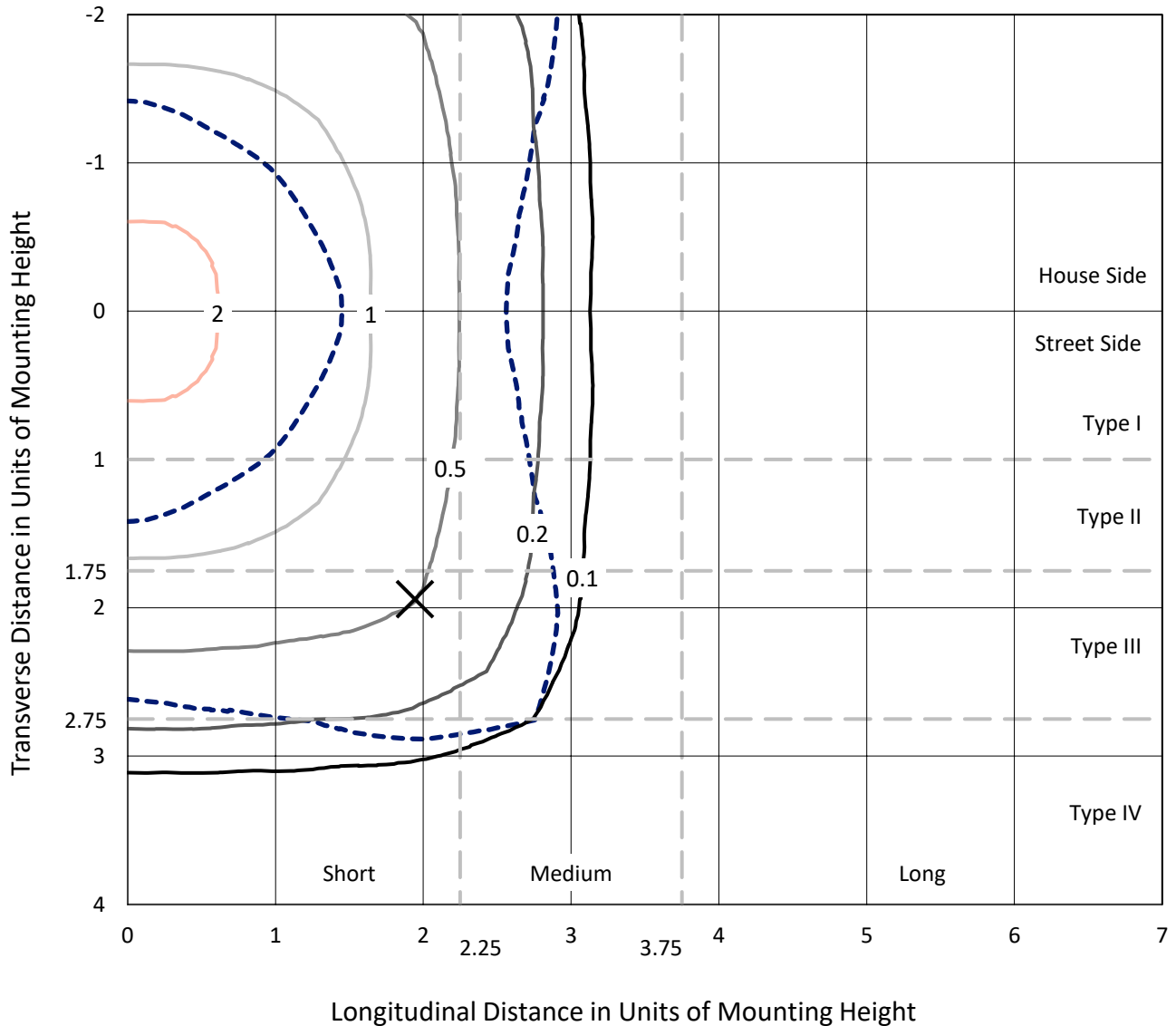
Input Watts (W): 129
Input Voltage (V): NR
Input Current (Ain): NR
Voltage Rise (V): NR
Power Factor: NR
Total Harmonic Distortion (THDi): NR
Frequency (hertz): 60
Stabilization Time: NR
Operation Time: NR
Ambient Temperature (°C): NR
Test Distance: 28.75 FT



REPORT NUMBER: P387078
 CATALOG NUMBER: GAW-SA2D-750-U-5MQ

Iso-Footcandle Lines of Horizontal Illumination

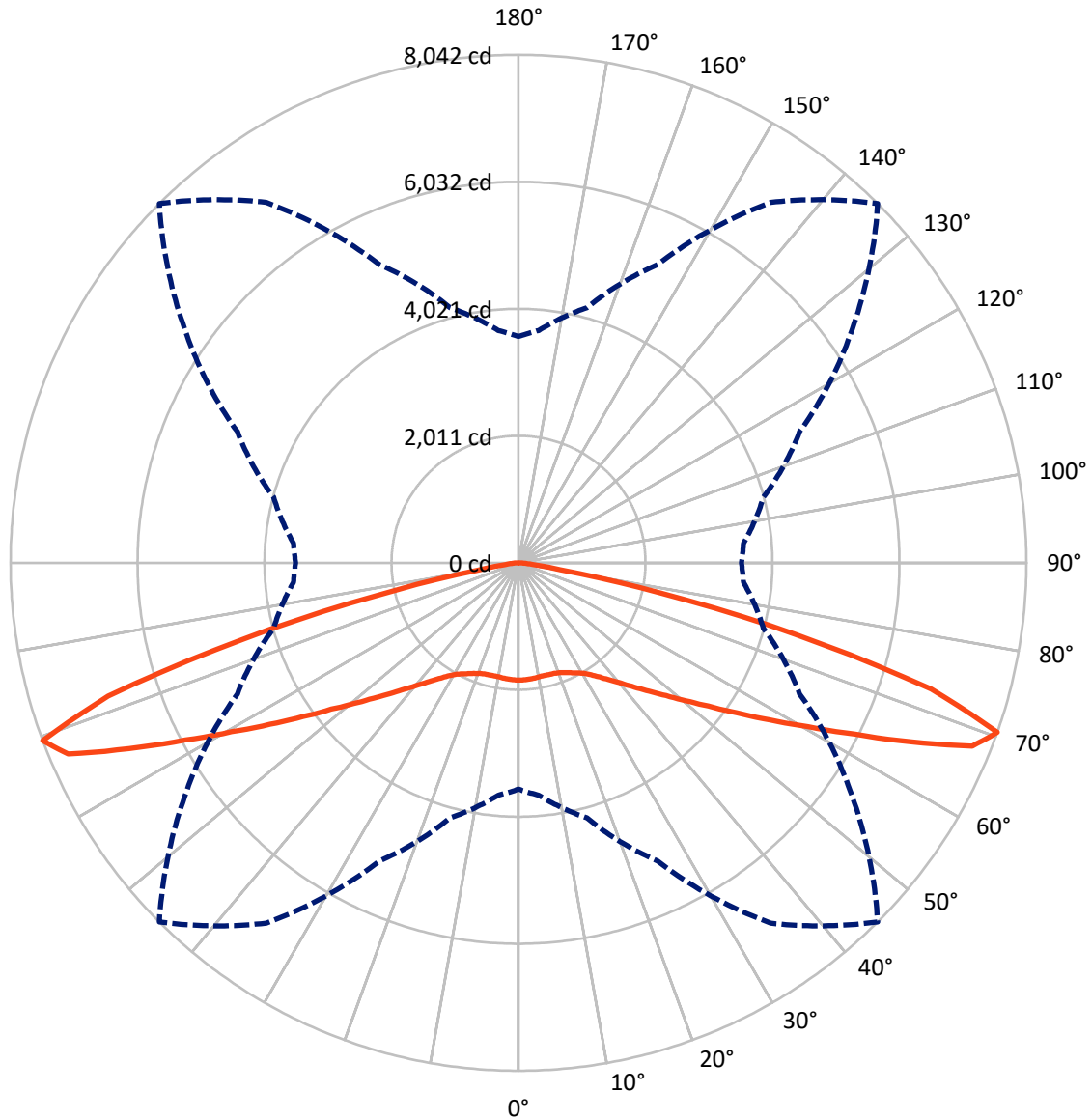
✕ Max cd
 - - - 1/2 Max cd



Based on 25 foot mounting height. Maximum calculated value = 3 fc
 Type V - Short - N/A

REPORT NUMBER: P387078
CATALOG NUMBER: GAW-SA2D-750-U-5MQ

Luminous Intensity Polar Plot



— Vertical Plane Through 45-Deg Lateral - - - Horizontal Cone Through 70-Deg Vertical

REPORT NUMBER: P387078
 CATALOG NUMBER: GAW-SA2D-750-U-5MQ

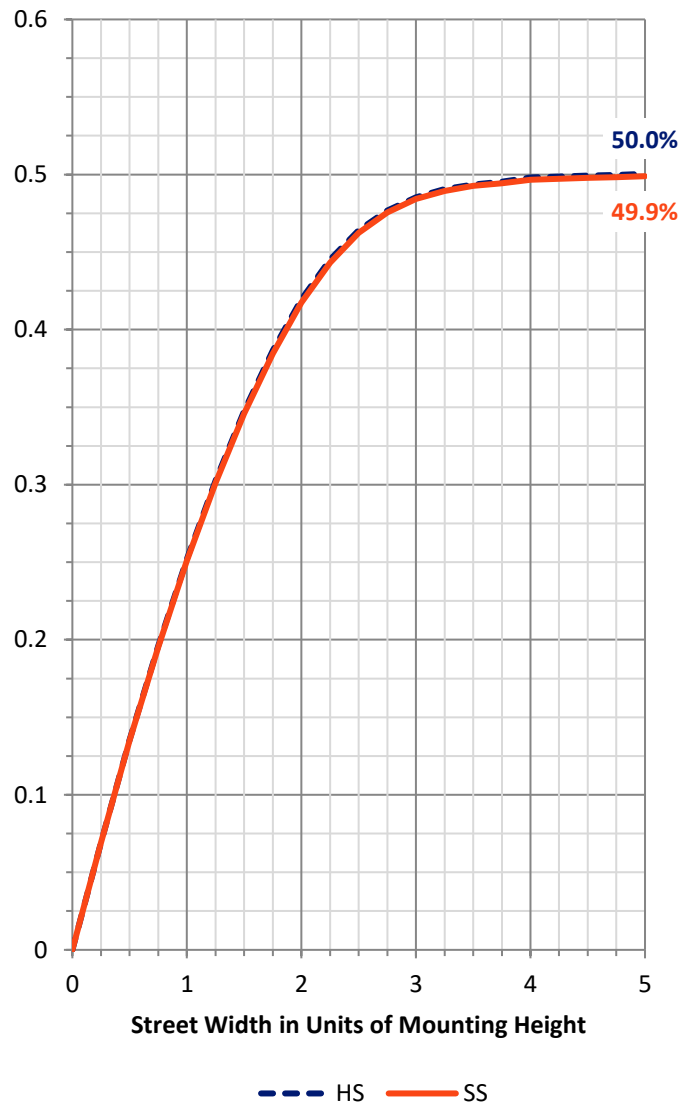
FLUX DISTRIBUTION:

		Downward	Upward	Total
House Side	Lumens	8505.0	0.0	8505.0
	% Fixture	50.0	0.0	50.0
Street Side	Lumens	8505.0	0.0	8505.0
	% Fixture	50.0	0.0	50.0
Total	Lumens	17010.0	0.0	17010.0
	% Fixture	100.0	0.0	100.0

ZONAL LUMENS:

Zone	Lumens	% Fixture
0°-10°	176.0	1.0
10°-20°	516.5	3.0
20°-30°	879.3	5.2
30°-40°	1394.6	8.2
40°-50°	2269.4	13.3
50°-60°	3741.9	22.0
60°-70°	5493.2	32.3
70°-80°	2429.1	14.3
80°-90°	110.0	0.6
90°-100°	0.0	0.0
100°-110°	0.0	0.0
110°-120°	0.0	0.0
120°-130°	0.0	0.0
130°-140°	0.0	0.0
140°-150°	0.0	0.0
150°-160°	0.0	0.0
160°-170°	0.0	0.0
170°-180°	0.0	0.0
0°-90°	17010.0	100.0
0°-180°	17010.0	100.0

Coefficient of Utilization



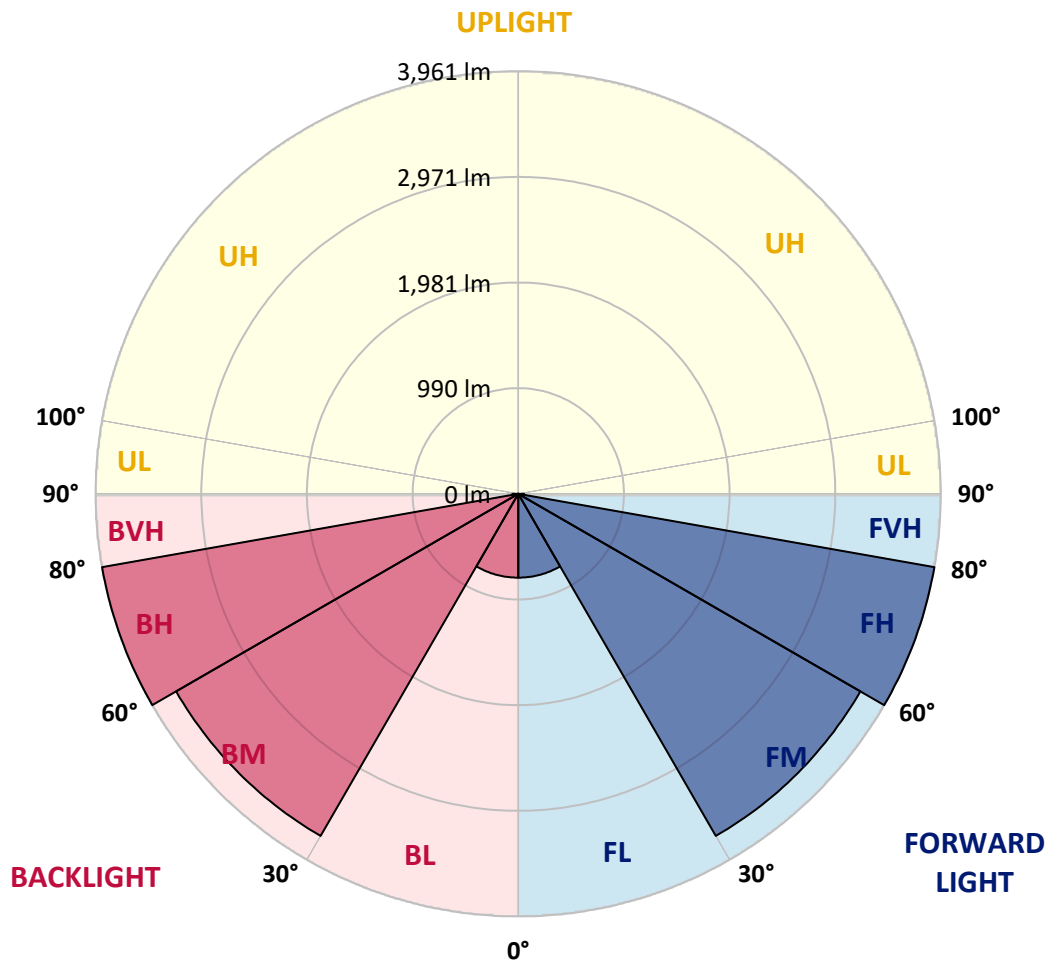
REPORT NUMBER: P387078
 CATALOG NUMBER: GAW-SA2D-750-U-5MQ

LUMINAIRE CLASSIFICATION SYSTEM LUMEN TABLE AND BUG RATING:

Zone	Lumens	% Fixture	Zone Rating/Lumen Limit		
			B	U	G
FL (0°-30°)	785.9	4.6			
FM (30°-60°)	3703.0	21.8			
FH (60°-80°)	3961.1	23.3			G2/5000
FVH (80°-90°)	55.0	0.3			G1/100
BL (0°-30°)	785.9	4.6	B2/1000		
BM (30°-60°)	3703.0	21.8	B3/5000		
BH (60°-80°)	3961.1	23.3	B4/5000		G2/5000
BVH (80°-90°)	55.0	0.3			G1/100
UL (90°-100°)	0.0	0.0		U0/0	
UH (100°-180°)	0.0	0.0		U0/0	

BUG Rating: B4-U0-G2

Type V Short





REPORT NUMBER: P387078
 CATALOG NUMBER: GAW-SA2D-750-U-5MQ

CANDELA DISTRIBUTION (FULL):

	0°	5°	15°	25°	35°	45°	55°	65°	75°	85°	90°
0°	1857.8	1857.8	1857.8	1857.8	1857.8	1857.8	1857.8	1857.8	1857.8	1857.8	1857.8
2.5°	1854.9	1853.3	1857.2	1856.6	1853.3	1853.8	1853.8	1855.5	1855.5	1854.4	1854.4
5°	1848.2	1847.1	1851.6	1851.6	1848.2	1849.3	1850.4	1852.1	1851.6	1850.4	1849.9
7.5°	1839.7	1839.2	1843.7	1843.7	1841.4	1842.6	1841.4	1842.0	1840.9	1839.7	1838.1
10°	1825.7	1826.8	1830.7	1831.9	1831.9	1832.4	1831.3	1828.5	1826.8	1825.1	1823.4
12.5°	1812.7	1812.2	1817.8	1820.6	1825.1	1830.2	1826.8	1818.9	1815.5	1812.2	1811.0
15°	1804.3	1804.8	1810.5	1815.5	1823.4	1834.1	1830.2	1817.8	1811.0	1807.1	1806.0
17.5°	1802.6	1803.7	1811.0	1820.0	1828.5	1840.3	1838.1	1825.7	1814.4	1807.1	1805.4
20°	1806.5	1807.1	1818.3	1831.3	1845.9	1857.2	1852.1	1838.6	1823.4	1812.2	1809.3
22.5°	1813.8	1816.1	1830.2	1850.4	1873.0	1888.2	1882.0	1858.9	1835.2	1821.2	1817.2
25°	1836.9	1837.5	1856.6	1884.2	1911.2	1928.7	1921.4	1888.7	1858.3	1842.6	1837.5
27.5°	1884.8	1886.5	1905.6	1937.7	1960.8	1972.0	1967.5	1941.1	1915.2	1898.3	1900.0
30°	1954.0	1956.3	1977.7	2013.1	2027.2	2030.0	2028.9	2016.5	1992.9	1970.3	1972.0
32.5°	2038.5	2039.6	2068.3	2100.4	2111.7	2113.9	2111.7	2100.4	2072.2	2041.8	2043.5
35°	2147.1	2150.5	2178.1	2209.0	2218.0	2222.6	2218.6	2204.0	2174.7	2144.9	2143.7
37.5°	2281.1	2281.7	2310.4	2342.5	2353.7	2354.8	2350.3	2340.8	2304.2	2277.2	2275.5
40°	2436.5	2438.7	2472.5	2506.8	2511.3	2506.3	2512.5	2506.8	2469.1	2438.2	2443.2
42.5°	2625.6	2630.7	2671.2	2705.0	2692.1	2689.2	2693.2	2694.9	2664.5	2626.8	2623.4
45°	2845.7	2850.2	2900.9	2927.9	2919.5	2900.9	2908.8	2922.3	2880.1	2833.4	2837.9
47.5°	3096.8	3108.1	3162.1	3187.5	3166.6	3141.3	3156.5	3176.8	3127.2	3069.2	3066.4
50°	3376.1	3390.1	3462.2	3497.6	3476.8	3430.1	3455.4	3468.9	3397.4	3322.6	3316.4
52.5°	3673.9	3687.9	3778.6	3851.7	3838.2	3765.6	3801.1	3787.0	3704.8	3604.0	3596.2
55°	4011.1	4016.7	4114.6	4232.9	4246.4	4192.9	4190.6	4167.6	4046.0	3929.4	3923.8
57.5°	4357.8	4361.8	4488.5	4628.1	4691.7	4691.7	4628.6	4579.7	4418.1	4283.0	4268.9
60°	4732.2	4746.3	4886.5	5076.2	5224.8	5268.7	5157.2	5023.8	4848.2	4683.2	4666.9
62.5°	5065.5	5081.8	5296.3	5578.9	5817.6	5977.5	5705.0	5487.7	5167.9	4903.4	4872.4
65°	5107.7	5151.6	5464.1	5975.8	6510.0	6829.2	6306.8	5771.4	5188.8	4821.2	4789.6
67.5°	4664.7	4739.0	5161.2	5957.8	7061.7	7746.8	6691.3	5609.3	4815.0	4408.5	4373.6
70°	3584.3	3692.4	4179.4	5211.3	6966.6	8042.4	6450.4	4910.7	4014.4	3577.0	3528.0
72.5°	1966.4	2010.9	2448.9	3568.6	5585.1	6834.3	5380.2	3631.1	2662.2	2166.3	2084.1
75°	623.8	639.5	862.4	1460.3	3159.3	4526.7	3417.7	1782.3	981.2	723.4	715.0
77.5°	277.0	278.7	311.9	426.2	1088.2	2293.5	1307.2	485.3	334.4	292.2	301.7
80°	175.1	175.1	193.1	211.1	296.1	666.0	353.5	230.8	197.0	183.0	186.9
82.5°	83.9	92.9	125.5	135.1	162.7	224.1	181.3	150.9	131.7	98.0	91.2
85°	55.2	46.2	79.4	89.5	94.6	107.5	105.3	99.6	86.1	49.0	54.6
87.5°	24.8	23.6	41.1	37.7	35.5	27.0	40.5	50.1	48.4	24.2	24.2
90°	0.0	0.0	0.0	0.0	0.0	0.0	0.0	0.0	0.0	0.0	0.0

(END OF REPORT)